

Sensor-switched LED outdoor light

GL 65 S

with motion detector
EAN 4007841 069476
Article number 069476



Außenleuchte

3000 K

3000K warmweiß



Infrarot-Sensor
180°



Max. 8 m



IP44



IK03



2 - 2000 Lux



5 Sek - 15 Min



Softlichtstart



10% Grundlicht

Function description

The GL 65 S floor and path luminaires provide elegance around the house. Made of high-quality aluminium and a luminaire body made of opal glass, they are a perfect match for the L 605 S wall luminaire and our L 620 CAM SC camera sensor luminaire. In the sensor version, it reliably detects any movement at 180° with a range of 8 m. With an elegant soft light start, the GL 65 S provides pleasant and safe lighting for driveways and paths. Also available without sensor.

Technical specifications

With lamp	Yes, LED lamp
Manufacturer's Warranty	3 years
Settings via	Potentiometers
With remote control	No
Version	with motion detector
PU1, EAN	4007841069476
Application, place	Outdoors
Application, room	outdoors, garden, front door, courtyard & driveway, all round the building
Colour	Anthracite
includes sheet of self-adhesive numbers	No
Installation site	Stand mounted
Impact resistance	IK03
IP-rating	IP44
Protection class	I

Reach, radial	r = 6 m (57 m ²)
Reach, tangential	r = 8 m (101 m ²)
Photo-cell controller	Yes
Luminous flux total product	575 lm
Measured luminous flux (360°)	575 lm
Total product efficiency	66 lm/W
Colour temperature	3000 K
Lamp	LED cannot be replaced
LED cooling system	Passive Thermo Control
Soft light start	Yes
Functions	Motions sensor, Potentiometer
Twilight setting	10 – 2000 lx
Time setting	5 s – 15 Min.
Basic light level function	Yes
Main light adjustable	No
Twilight setting TEACH	No

Sensor-switched LED outdoor light

GL 65 S

with motion detector
EAN 4007841 069476
Article number 069476



Technical specifications

Ambient temperature	-20 – 40 °C
Housing material	Aluminium
Cover material	Glass opal
Mains power supply	220 – 240 V / 50 – 60 Hz
Output	8,7 W
Average rated life expectancy of power supply unit at 25°C	> 36000 h
Sneak-by guard	No
Electronic scalability	No
Mechanical scalability	Yes

Interconnection	No
Basic light level function in per cent	10 %
Basic light level function percentage, from	10 %
Basic light level function percentage, up to	10 %
Colour Rendering Index CRI	= 80
Detection angle	180 °

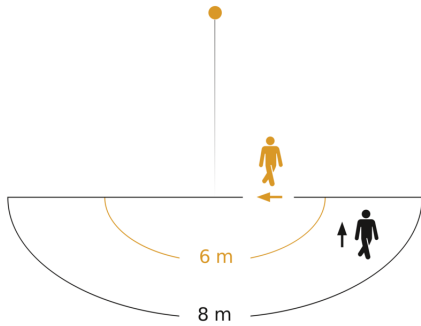
Sensor-switched LED outdoor light

GL 65 S

with motion detector
EAN 4007841 069476
Article number 069476

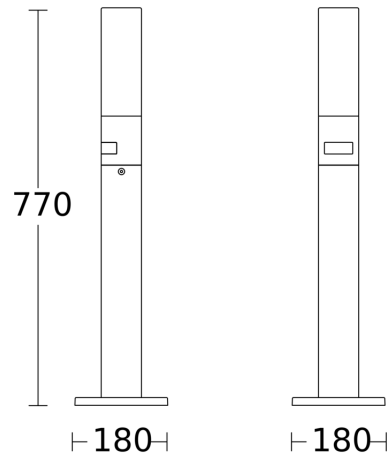


Detection Zone

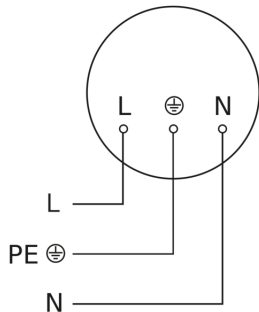


Possible mounting height: -
Orange: radial
Black: tangential

Dimension Drawing



Circuit diagram



Circuit diagram

